

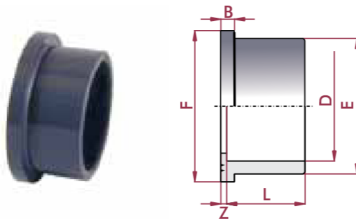
UP. 10. SF - FLANGE ADAPTOR

PVC-U flange adaptor (sub flange)

- Female solvent socket
- Metric series

Manguito portabridas PVC-U

- Encolar hembra
- Serie métrica



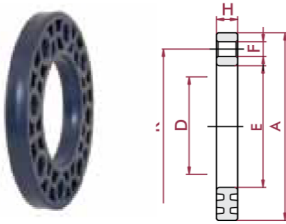
| D | DN | PN | REF. | CODE |
|-----|-----|----|------------------------|--------------|
| 20 | 15 | 16 | 05 10 020 ³ | 07692 |
| 25 | 20 | 16 | 05 10 025 ³ | 07693 |
| 32 | 25 | 16 | 05 10 032 ³ | 07694 |
| 40 | 32 | 16 | 05 10 040 ³ | 07695 |
| 50 | 40 | 16 | 05 10 050 ³ | 02020 |
| 63 | 50 | 16 | 05 10 063 ³ | 02021 |
| 75 | 65 | 16 | 05 10 075 ³ | 02022 |
| 90 | 80 | 16 | 05 10 090 ³ | 02023 |
| 110 | 100 | 16 | 05 10 110 ³ | 02024 |
| 125 | 110 | 16 | 05 10 125 ³ | 02025 |
| 140 | 125 | 16 | 05 10 140 ³ | 02026 |
| 160 | 150 | 10 | 05 10 160 ³ | 02027 |
| 200 | 175 | 10 | 05 10 200 | 02028 |
| 225 | 200 | 10 | 05 10 225 | 02029 |
| 250 | 225 | 10 | 05 10 250 | 02030 |
| 315 | 300 | 10 | 05 10 315 | 02031 |
| 400 | 375 | 6 | 05 10 400* | 05341 |
| 500 | 480 | 4 | 05 10 402* | 05342 |

| L | Z | B | E | F |
|-----|----|----|-----|-----|
| 16 | 3 | 6 | 27 | 34 |
| 19 | 3 | 7 | 33 | 41 |
| 22 | 3 | 7 | 41 | 50 |
| 26 | 3 | 8 | 50 | 61 |
| 31 | 3 | 8 | 61 | 73 |
| 38 | 3 | 9 | 76 | 90 |
| 44 | 3 | 10 | 90 | 106 |
| 51 | 5 | 11 | 108 | 125 |
| 61 | 5 | 12 | 131 | 150 |
| 69 | 5 | 13 | 148 | 168 |
| 76 | 5 | 14 | 165 | 188 |
| 86 | 5 | 16 | 188 | 213 |
| 106 | 6 | 20 | 225 | 247 |
| 119 | 6 | 25 | 248 | 274 |
| 131 | 8 | 27 | 282 | 328 |
| 164 | 8 | 30 | 342 | 378 |
| 206 | 12 | 30 | 432 | 483 |
| 153 | 8 | 24 | 532 | 574 |

UP. 11. FLG - FLANGE

PVC-U loose flange

Brida loca PVC-U



- ⁴ Hole distance corresponding to DN125 flange
- ⁵ Hole distance corresponding to DN200 flange

- ⁴ Brida con distancia entre agujeros correspondiente a la brida DN125
- ⁵ Brida con distancia entre agujeros correspondiente a la brida DN200

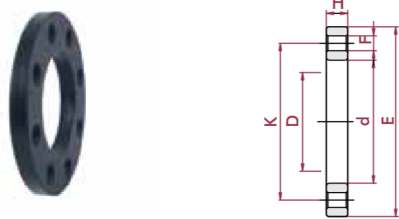
| D | DN | PN | REF. | CODE |
|------------------|-----|------------------------|--------------|--------------|
| 20 | 15 | 16 | 05 11 020 | 07696 |
| 25 | 20 | 16 | 05 11 025 | 07697 |
| 32 | 25 | 16 | 05 11 032 | 07698 |
| 40 | 32 | 16 | 05 11 040 | 07699 |
| 50 | 40 | 16 | 05 11 050 | 02032 |
| 63 | 50 | 16 | 05 11 063 | 02033 |
| 75 | 65 | 16 | 05 11 075 | 02034 |
| 90 | 80 | 16 | 05 11 090 | 02035 |
| 110 | 100 | 16 | 05 11 110 | 02036 |
| 125 | 110 | 16 | 05 11 125 | 02037 |
| 140 | 125 | 16 | 05 11 140 | 02038 |
| 125 ⁵ | 16 | 05 11 141 ³ | 02039 | |
| 160 | 150 | 10 | 05 11 160 | 02040 |
| 200 | 10 | 05 11 200 | 02041 | |
| 225 | 200 | 10 | 05 11 225 | 02042 |
| 200 ⁵ | 10 | 05 11 226 ³ | 09039 | |
| 250 | 10 | 05 11 250 | 02043 | |
| 315 | 300 | 10 | 05 11 315 | 02044 |
| 400 | 400 | 6 | 05 11 400* | 05343 |
| 500 | 500 | 4 | 05 11 402* | 05344 |

| E | A | H | K | F |
|-----|-----|----|-----|---------|
| 28 | 95 | 12 | 65 | 14 x 4 |
| 34 | 105 | 13 | 75 | 14 x 4 |
| 42 | 115 | 15 | 85 | 14 x 4 |
| 51 | 140 | 16 | 100 | 18 x 4 |
| 62 | 150 | 17 | 110 | 18 x 4 |
| 78 | 165 | 18 | 125 | 18 x 4 |
| 92 | 185 | 22 | 145 | 18 x 4 |
| 110 | 200 | 23 | 160 | 18 x 8 |
| 133 | 220 | 24 | 180 | 18 x 8 |
| 150 | 230 | 26 | 190 | 18 x 8 |
| 167 | 250 | 28 | 210 | 18 x 8 |
| 150 | 250 | 28 | 210 | 18 x 8 |
| 190 | 285 | 31 | 240 | 22 x 8 |
| 226 | 340 | 32 | 295 | 22 x 8 |
| 250 | 340 | 32 | 295 | 22 x 8 |
| 226 | 340 | 32 | 295 | 22 x 8 |
| 277 | 370 | 34 | 325 | 22 x 12 |
| 348 | 445 | 36 | 400 | 22 x 12 |
| 442 | 565 | 34 | 515 | 26 x 16 |
| 533 | 657 | 30 | 600 | 26 x 20 |

PP. 12. FLG - PP FLANGE

PP flange (backing ring)

Brida PP



- ⁴ Hole distance corresponding to DN125 flange
- ⁵ Hole distance corresponding to DN200 flange

- ⁴ Brida con distancia entre agujeros correspondiente a la brida DN125
- ⁵ Brida con distancia entre agujeros correspondiente a la brida DN200

| D | DN | PN | REF. | CODE |
|------------------|-----|------------------------|--------------|--------------|
| 50 | 40 | 16 | 05 12 050 | 02045 |
| 63 | 50 | 16 | 05 12 063 | 02046 |
| 75 | 65 | 16 | 05 12 075 | 02047 |
| 90 | 80 | 16 | 05 12 090 | 02048 |
| 110 | 100 | 16 | 05 12 110 | 02049 |
| 125 | 16 | 05 12 125 | 02050 | |
| 140 | 125 | 16 | 05 12 140 | 02051 |
| 125 ⁴ | 16 | 05 12 141 ³ | 02052 | |
| 160 | 150 | 10 | 05 12 160 | 02053 |
| 200 | 10 | 05 12 200 | 02054 | |
| 225 | 200 | 10 | 05 12 225 | 02055 |
| 200 ⁵ | 10 | 05 12 226 ³ | 02056 | |

| E | H | A | K | F |
|-----|----|-----|-----|--------|
| 62 | 18 | 150 | 110 | 18 x 4 |
| 78 | 19 | 165 | 125 | 18 x 4 |
| 92 | 20 | 185 | 145 | 18 x 4 |
| 110 | 22 | 200 | 160 | 18 x 8 |
| 133 | 24 | 220 | 180 | 18 x 8 |
| 149 | 26 | 230 | 190 | 18 x 8 |
| 167 | 28 | 250 | 210 | 18 x 8 |
| 149 | 28 | 250 | 210 | 18 x 8 |
| 190 | 30 | 285 | 240 | 22 x 8 |
| 227 | 32 | 315 | 270 | 22 x 8 |
| 250 | 34 | 340 | 295 | 22 x 8 |
| 227 | 34 | 340 | 295 | 22 x 8 |

At the time to make the relationship between adaptor and flange, for the compatibility it prevails the D size of the corresponding pipe. Siempre que se deba relacionar manguito y brida, prevalece en su compatibilidad la medida D del tubo correspondiente.

* Distributed product
* Producto comercializado

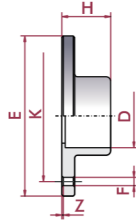
UP. 25. FLG - STUB AND BACKING RING

PVC-U fix flange (stub & backing ring)

- Female solvent socket
- Metric series

Brida fija PVC-U

- Encolar hembra
- Serie métrica



⁴ Hole distance corresponding to DN125 flange

⁴ Brida con distancia entre agujeros correspondiente a la brida DN125

| D | DN | PN | REF. | CODE |
|------------------|-----|----|------------------------|--------------|
| 20 | 15 | 16 | 05 25 020 * | 22575 |
| 25 | 20 | 16 | 05 25 025 * | 22576 |
| 32 | 25 | 16 | 05 25 032 * | 22577 |
| 40 | 32 | 16 | 05 25 040 * | 22578 |
| 50 | 40 | 16 | 05 25 050 * | 22579 |
| 63 | 50 | 16 | 05 25 063 * | 22580 |
| 75 | 65 | 16 | 05 25 075 | 02226 |
| 90 | 80 | 16 | 05 25 090 | 02227 |
| 110 | 100 | 16 | 05 25 110 | 02228 |
| 125 | | 16 | 05 25 125 | 02229 |
| 125 ⁴ | | 16 | 05 25 126 ³ | 02234 |
| 140 | 125 | 16 | 05 25 140 | 02230 |
| 160 | 150 | 10 | 05 25 160 | 02231 |
| 200 | | 10 | 05 25 200 | 02232 |
| 225 | 200 | 10 | 05 25 225 | 02233 |

| H | Z | A | K | F |
|-----|---|-----|-----|--------|
| 20 | 4 | 95 | 65 | 14 x 4 |
| 23 | 4 | 105 | 75 | 14 x 4 |
| 26 | 4 | 115 | 85 | 14 x 4 |
| 30 | 4 | 142 | 100 | 18 x 4 |
| 35 | 4 | 152 | 110 | 18 x 4 |
| 42 | 4 | 165 | 125 | 18 x 4 |
| 47 | 3 | 185 | 145 | 18 x 4 |
| 56 | 5 | 200 | 160 | 18 x 8 |
| 66 | 5 | 220 | 180 | 18 x 8 |
| 74 | 5 | 230 | 190 | 18 x 8 |
| 74 | 5 | 250 | 210 | 18 x 8 |
| 81 | 5 | 250 | 210 | 18 x 8 |
| 91 | 5 | 285 | 240 | 22 x 8 |
| 112 | 6 | 315 | 270 | 22 x 8 |
| 125 | 6 | 340 | 295 | 22 x 8 |

* Distributed product
* Producto comercializado